

Age Progression



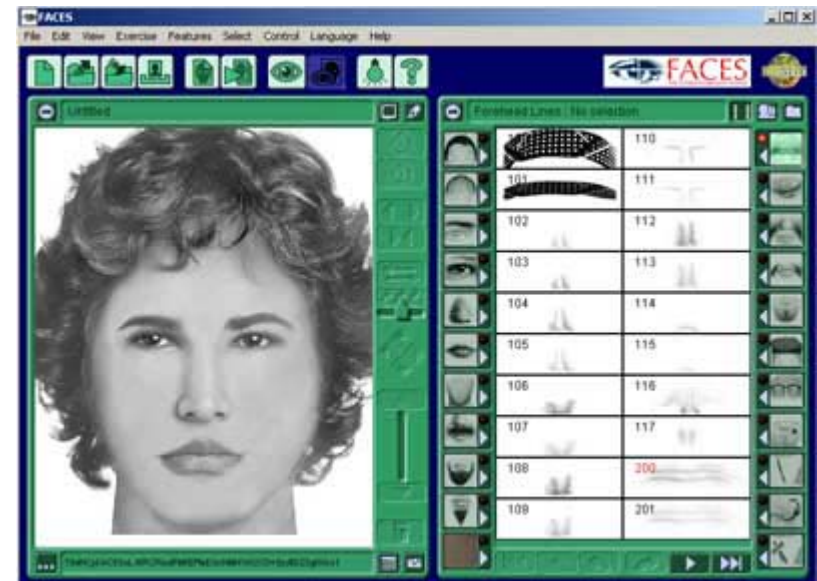
Step 1



■ FACES 4.0 has over 400 facial features exclusively created to age composites. These features are organized into 5 categories: forehead lines, eye lines, smile lines, mouth lines and chin lines. Picking from these categories will allow a composite of a young person to be aged up to 50 years.

In this tutorial, I will age a person approximately 20 years but keep in mind that our database of features supports up to 50 years of aging. The BAC id for this exercise is:
79dNCjdJvC93wLJ6RCRiodFM6EPfeEGrzNM
HYr02CD+9zyBDZSghVxo1

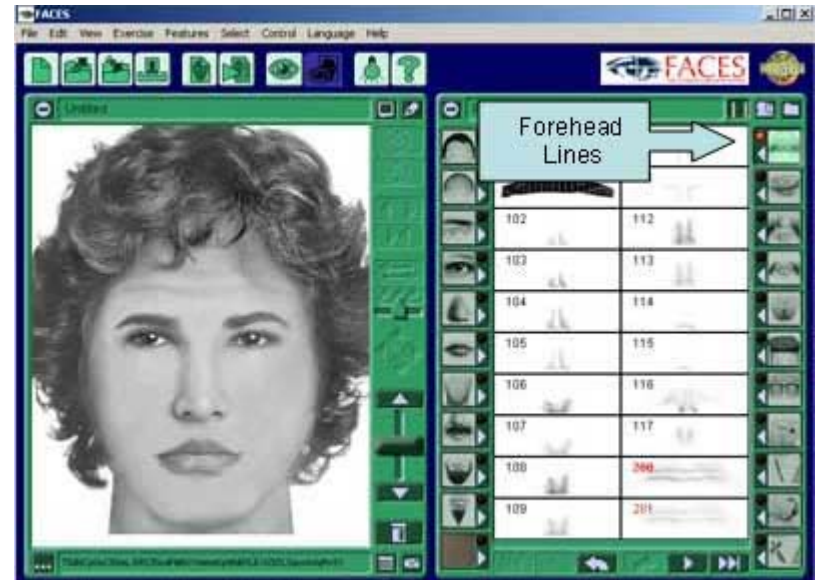
1. First create a simple composite like the one shown below.



Step 2



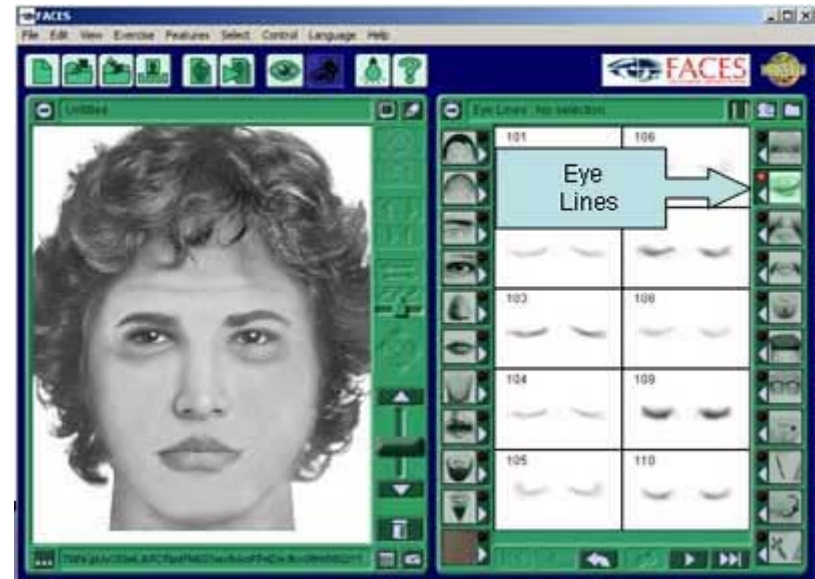
- Now, select the forehead lines category and pick a feature



Step 3



- Select the eye lines category and pick another feature



Step 4



- Select the smile line category and pick another feature.



Step 5



- Select the mouth lines category and pick another feature.



Step 6



- Lastly, select the chin lines category and pick another feature.



Final Results

